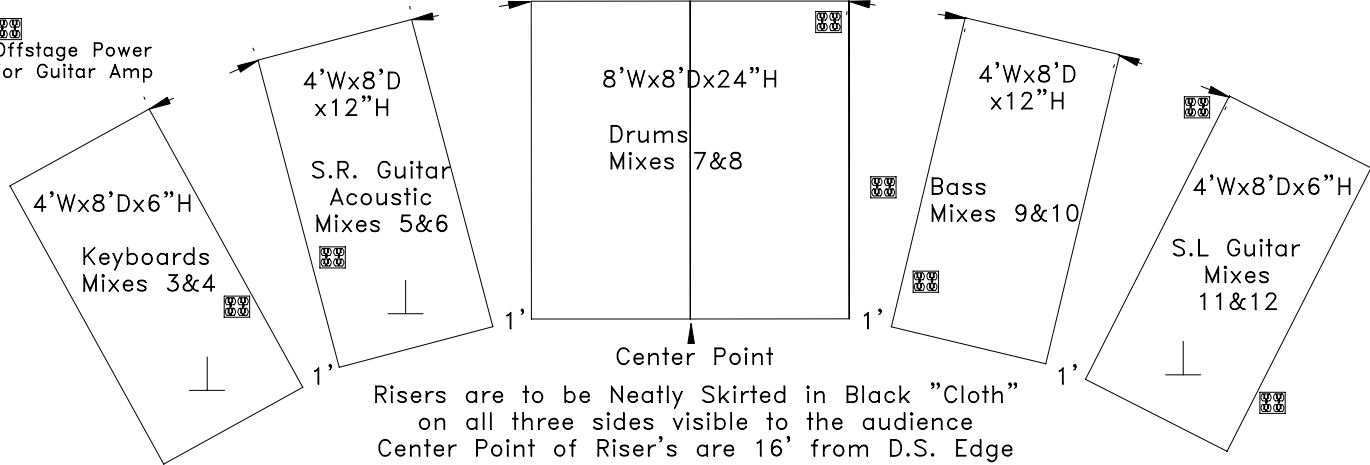


Offstage Power  
for Guitar Amp



Risers are to be Neatly Skirted in Black "Cloth"  
on all three sides visible to the audience  
Center Point of Riser's are 16' from D.S. Edge

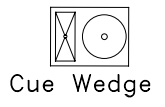
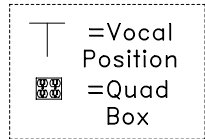
### Mix List

- Mixes 1&2 = Lee Ears (Wireless)
- Mixes 3&4 = Keyboard Ears (Wired)
- Mixes 5&6 = S.R. Guitar Ears (Wired)
- Mixes 7&8 = Drum Ears (Wired)
- Mixes 9&10 = Bass Ears (Wired)
- Mixes 11&12 = S.L. Guitar Ears (Wired)
- Mix 13 = Lee Reverb Left
- Mix 14 = Lee Reverb Right
- Mix 15 = Band Reverb Left
- Mix 16 = Band Reverb Right

Downstage Edge

Lee's Keys

Lee Mixes 1&2



### Input List

1. Kick = SM91 or Beta 52
2. Snare = SM 57
3. Hat = AKG 451
4. Rack 1 = SM98
5. Rack 2 = SM98
6. Rack 3 = SM98
7. Overhead Left = AKG 451
8. Overhead Right = AKG 451
9. Ride Cymbal = AKG 451
10. Bass = D.I.
11. S.R. Guitar = SM 57 (offstage)
12. Acoustic Guitar = D.I.
13. S.L. Guitar = SM 57 (offstage)
14. Intentionally Left Blank
15. Key Left = D.I.
16. Key Right = D.I.
17. Lee Keys Left = D.I.
18. Lee Keys Right = D.I.
19. Key Vocal = Beyer M700 (Supplied) = Boom
20. S.R. Guitar Vocal = Beyer M700 (Supplied) = Boom
21. S.L. Guitar Vocal = M700 (Supplied) = Boom
22. Lee Vocal = RF (Supplied) = Round Base Straight Stand
23. Lee Spare Vocal = (Supplied) = Round Base Straight Stand
24. Lee Reverb Return Left
25. Lee Reverb Return Right
26. Band Reverb Return Left
27. Band Reverb Return Right
28. I-Pod for Announce (Supplied)



Stage Plot / Input List  
Please make Contact at:  
[www.leegreenwood.com](http://www.leegreenwood.com)

Notes:  
Lee Greenwood supplies;  
Ear Monitors, packs and Vocal Mics.

Please supply:  
4 Extra Wedges, EQ and Power for Spares.  
2 NEW condition  
Atlas (Model ms12ce) Round Base Straight Stands  
for LG Vocal and Spare. No Exceptions.  
All Vocal Stands MUST be Tripods with Booms.  
1 Quality Reverb Unit.  
All (7) Seven D.I.'s are to be Active.  
Please make sure you have plenty of Mic cables  
or Return snakes for Ear monitor feeds.